

KBL12750 12V 75Ah



The KAISE LONG LIFE Series 10 years has been designed for different applications, such as UPS, electric and telecommunications applications that require a long useful life.

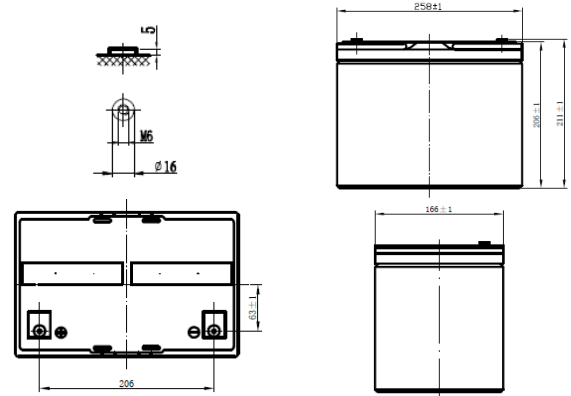
Performance Characteristics

Nominal Voltage	12V	
Dimensions	Length (mm / inch)	258 / 10.16
	Width (mm / inch)	166 / 6.54
	Height (mm / inch)	206 / 8.11
	Total Height (mm / inch)	215 / 8.46
Approx. Weight	(Kg / lbs) 24.0 / 52.9	
Design Life	10 years	
Terminal	M6	
Container Material	ABS	
Rated Capacity	74.8 Ah / 7.48A	(10hr, 1.70V/cell, 25°C/77°F)
	69.0 Ah / 13.8A	(5hr, 1.70V/cell, 25°C/77°F)
	46.2 Ah / 46.2A	(1hr, 1.70V/cell, 25°C/77°F)
Max. Discharge Current	700A (5s)	
Internal Resistance	Approx 5.7mΩ	
Operating Temp. Range	Discharge : -20 ~ 60°C (-4 ~ 140°F)	
	Charge : -10 ~ 60°C (14 ~ 140°F)	
	Storage : -20 ~ 60°C (-4 ~ 140°F)	
Nominal Operating Temp. Range	25 ± 3°C (77 ± 5°F)	
Cycle Use	Initial Charging Current less than 15A.	
	Voltage: 2.35VPC ~ 2.4VPC at 25°C (77°F)	
	Temp. Coefficient: -30mV/°C	
Standby Use	Initial Charging Current less than 15A.	
	2.25VPC ~ 2.30VPC at 25°C (77°F)	
	Temp. Coefficient: -20mV/°C	
Capacity affected by	40°C (104°F)	103%
	25°C (77°F)	100%
	0°C (32°F)	86%
Self Discharge	Fully charged Kaise Long Life Series batteries may be stored for up to 6 months at 25°C (77°F) and then a freshening charge is required. For higher temperatures the time interval will be shorter.	

Constant Current Discharge (Amperes) at 77°F (25°C)

Volts/cell	10min	15min	30min	1h	3h	5h	10h	20h
1.80V	133	109	71.3	42.8	19.6	13.2	7.41	3.75
1.75V	145	114	71.8	44.6	20.4	13.4	7.45	3.80
1.70V	152	118	75.1	46.2	20.8	13.8	7.48	3.85
1.65V	162	127	76.3	46.8	21.2	14.0	7.51	3.90
1.60V	171	133	79.8	49.5	21.6	14.2	7.54	3.94

Dimensions and Terminal (Unit: mm (inches))



Applications

- UPS
- Telecommunications equipment
- Solar energy systems
- Cable TV
- Power station
- Marine equipment
- Military equipment
- Emergency power systems
- Railway systems

Certifications

ISO 9001:2008 ISO 14001:2008



Discharge Current vs. Discharge Voltage

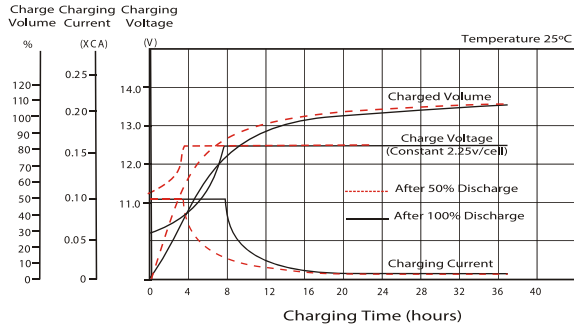
Final discharge voltage V/CELL	1.8	1.75	1.7	1.6
Discharge current (A)	I ≤ 0.1CA	0.25CA ≥ I > 0.1CA	0.55CA ≥ I > 0.25CA	I > 0.55CA

Constant Power Discharge (Watts per cell) at 77°F (25°C)

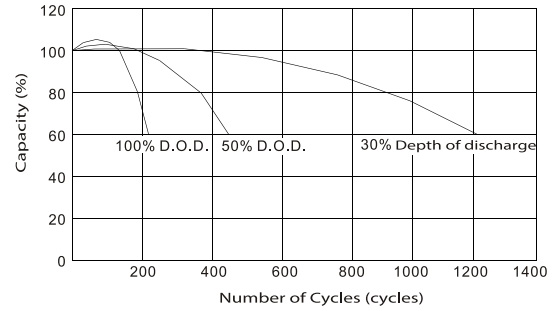
Volts/cell	10min	15min	30min	45min	1h	2h	3h	5h
1.80V	251	206	138	104	82.9	49.0	37.6	25.7
1.75V	263	216	139	109	85.2	49.7	37.9	25.9
1.70V	278	230	141	109	88.5	50.9	38.5	25.9
1.65V	288	234	149	116	92.2	52.1	38.8	26.5
1.60V	301	239	154	118	94.3	53.4	39.8	26.7

(Note) The above characteristics data are average values obtained within three charge/discharge cycles not the minimum values.

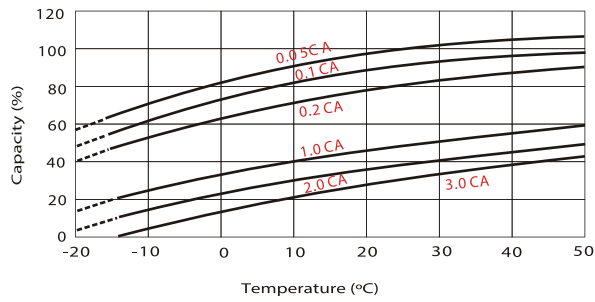
Charging Characteristics (float use)



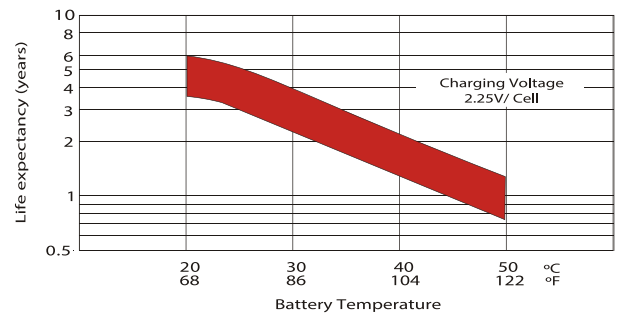
Cycle Life in Relation to Depth of Discharge



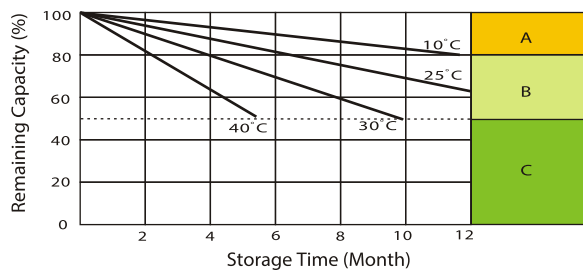
Temperature Effects in Relation to Battery Capacity



Effect of Temperature on Long Term Float Life



Self Discharge Characteristics



- A** No supplementary charge required (carry out supplementary charge before use if 100% capacity is required)
- B** Supplementary charge required before use. Optional charging way as below:
 1. Charged for above 3 days at limited current 0.25 CA and constant voltage 2.25V / cell.
 2. Charged for above 20 hours limited current 0.25CA and constant voltage 2.45V / cell.
 3. Charged for 8-10 hours at limited current 0.05 CA.
- C** Supplementary charge often fail to recover the capacity. The battery should never be left standing till this is reached.

IMPORTANT NOTE: The specifications presented herein are subject to revision without notice.